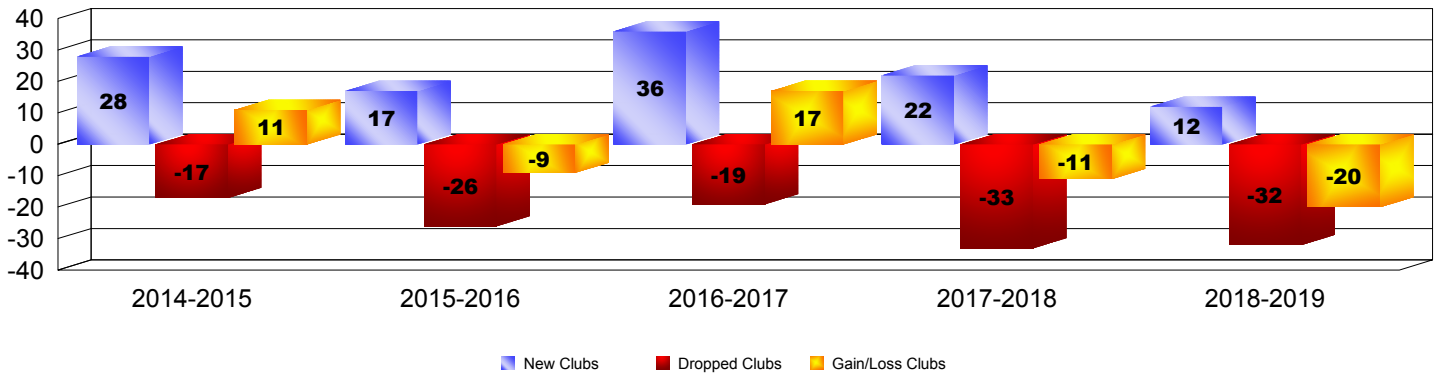
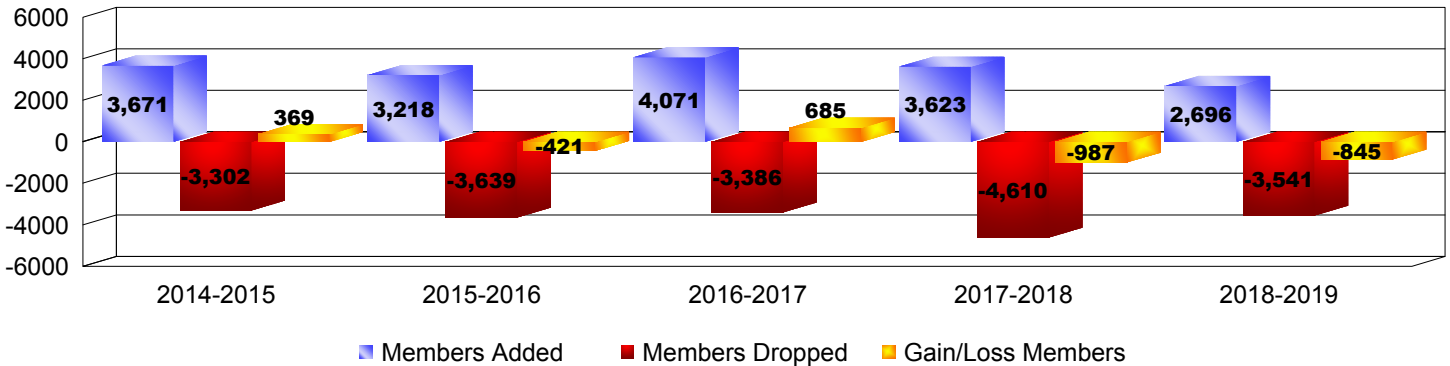


Year	New Clubs	Dropped Clubs	Gain/Loss Clubs	New Members	Charter Members	Reinstate Members	Transfer Members	Total Member Added	Total Members Dropped	Gain/Loss Members
2014-2015	28	-17	11	2535	815	159	162	3671	-3302	369
2015-2016	17	-26	-9	2397	535	141	145	3218	-3639	-421
2016-2017	36	-19	17	2569	1172	197	133	4071	-3386	685
2017-2018	22	-33	-11	2542	687	224	170	3623	-4610	-987
2018-2019	12	-32	-20	2026	373	188	109	2696	-3541	-845
<b>Average</b>	<b>23</b>	<b>-25</b>	<b>-2</b>	<b>2414</b>	<b>716</b>	<b>182</b>	<b>144</b>	<b>3456</b>	<b>-3696</b>	<b>-240</b>

**Clubs**




**Members**



**Membership Composition**

June 2019 Cumulative



**Gender Comparison**

June 2019 Cumulative

